



## MCC Annual Facts 2016/2017

### I. Institutional Profile

#### Accreditation

Metropolitan Community College is accredited by the Higher Learning Commission.

#### Service Area

Since 1974, MCC has served the educational needs of residents in Dodge, Douglas, Sarpy and Washington counties of Nebraska.

#### President

Randy Schmailzl, President

#### Board of Governors

Ron Hug (at large)  
Linda L. McDermitt (District 1)  
Philip Klein (District 1)  
Brad Ashby (District 2)  
Michael Young (District 2)  
Dave Pantos (District 3)  
James H. Monahan (District 3)  
Roger Garcia (District 4) – Board Chair  
Kara Eastman (District 4)  
Steve Grabowski (District 5)  
Michelle Nekuda (District 5)

#### MCC Locations

Applied Technology Center – 10407 State Street  
Elkhorn Valley Campus – 204<sup>th</sup> & West Dodge Road  
Fort Omaha Campus – 30<sup>th</sup> & Fort Streets  
Fremont Area Center – 835 N. Broad Street  
MCC at Do Space – 72<sup>nd</sup> & Dodge Streets  
MCC Express – Vinton Square – 3002 S. 24 Street  
Sarpy Center – 9110 Giles Road  
South Omaha Campus – 27<sup>th</sup> & Q Streets

#### Programs

MCC offers more than 100 credit degrees and certificates.

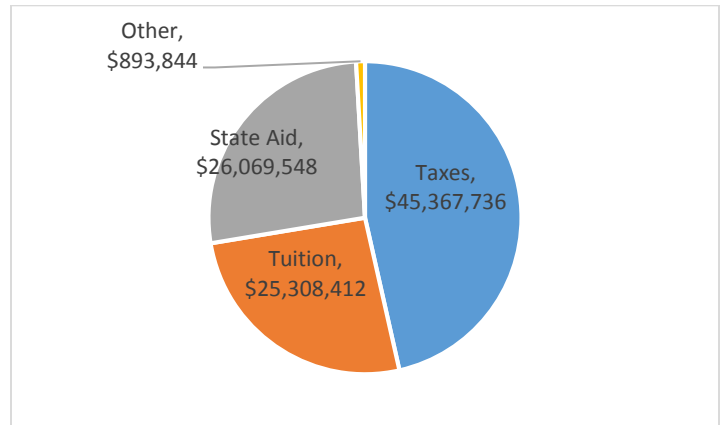
#### Tuition

2017 Fall Tuition Rates: \$61.00/credit hour for resident, \$91.50/credit hour for nonresident and international students.

Contact Center..... 531-622-2400  
Toll Free..... 1-800-228-9553  
Central Registration..... 531-622-5231

#### Funding Source (2016-17)

MCC's General Fund revenues are derived from a combination of property tax, state aid, tuition and other revenue sources.



For the fiscal year 2016-2017, MCC's General Fund property tax levy was 7.5 cents per \$100 of assessed property valuation. An additional 2.0 cent levy was assessed to fund MCC's Capital Fund, which is used for building and other infrastructure construction and renovation. The total levy of 9.5 cents equates to \$95 on a home with an assessed value of \$100,000.

#### Staffing 2017 (as of 10/17)

Faculty (full-time)..... 250  
Faculty (part-time)..... 918  
Staff (full-time)..... 558  
Staff (part-time)..... 39

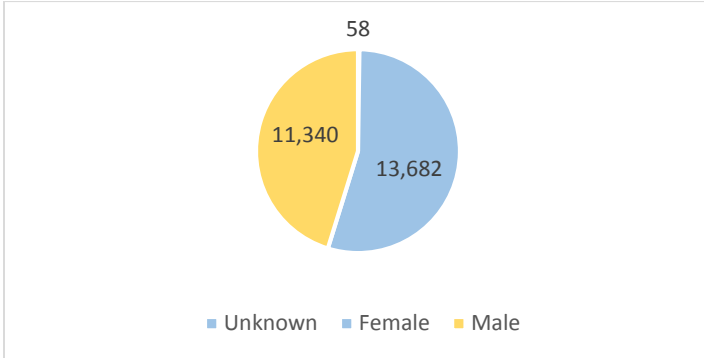
#### Annual Enrollment 2016/17

Credit students\*..... 25,080  
Noncredit students..... 20,211  
Total credit hours..... 435,013  
Total contact hours (noncredit).. 115,192  
*\*Unduplicated headcount*

Campus	FTE	Credit Hours	Seat Count
Applied Technology Center	235.7	10,608	2,273
Elkhorn Valley Campus	1,558.3	70,122.5	15,067
Fort Omaha Campus	1,199.9	53,997	12,207
Fremont Area Center	108.5	4,881.5	1,090
Online	2,660.8	119,738	26,183
Sarpy Center	588.9	26,499	5,690
South Omaha Campus	2,799	125,953.5	26,627
Other	735.2	33,086	7,120

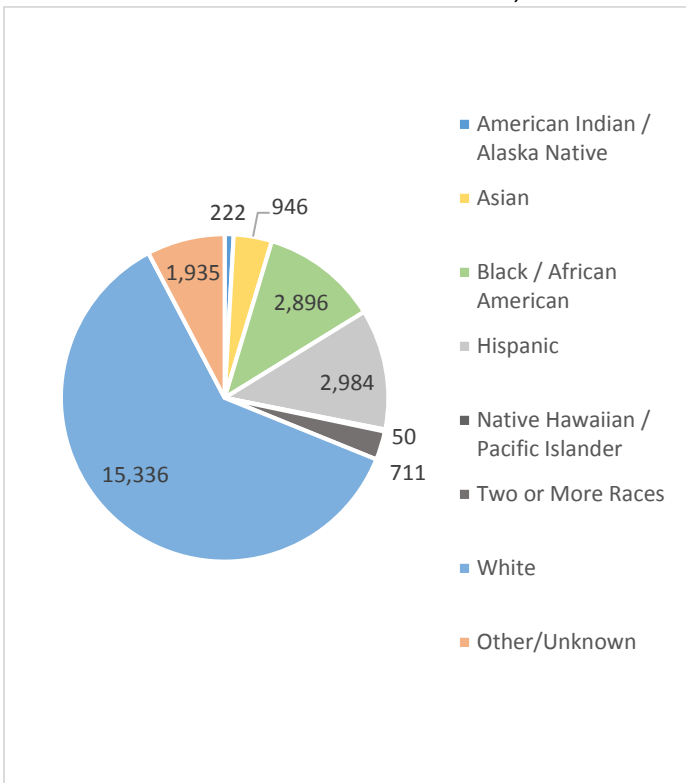
## II. Metropolitan Community College - Student Profile (Unduplicated Students)

- **Average age – 26.7**
- **Gender**

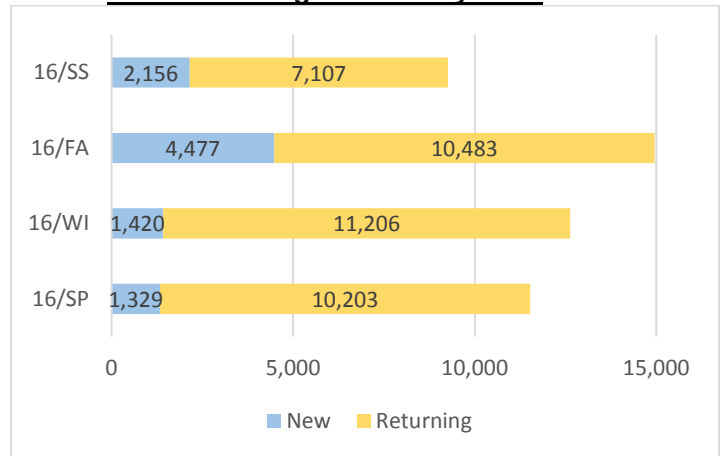


- **Race / Ethnicity**

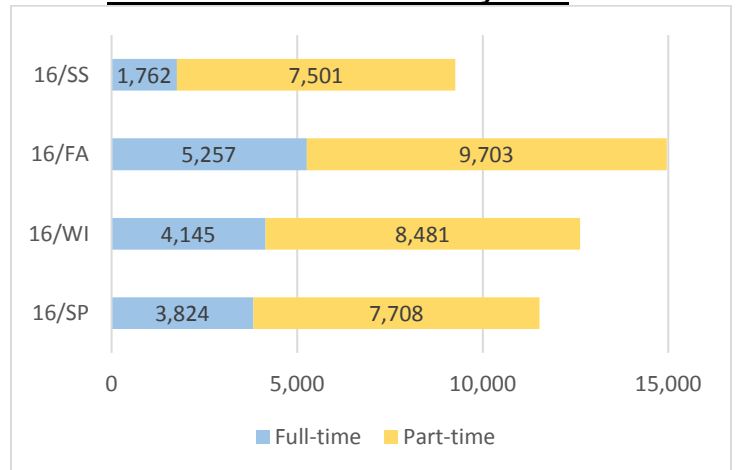
American Indian / Alaska Native	222
Asian	946
Black / African American	2,896
Hispanic	2,984
Native Hawaiian / Pacific Island	50
Two or More Races	711
White	15,336
Other / Unknown	1,935
<b>TOTAL</b>	<b>25,080</b>



- **New / Returning Students by Term**



- **Full Time / Part Time Status by Term**



- **Average Number of Credit Hours Taken by Term**

Summer	7.9
Fall	9.7
Winter	9.4
Spring	9.4

- **Distribution of Students by Program Type**

Career-Technical Education	8,075
Academic Transfer / General Studies	13,211
Undecided	3,794

- **2016 – 2017 MCC Graduates**

Number of Graduates	1,494
Number of Awards	1,595